

Careers Guidance E-Pack

Labour market information by region

Quarter 2, 2018

**National
Careers
Service**

Helping you take
the next step

Labour Market Information

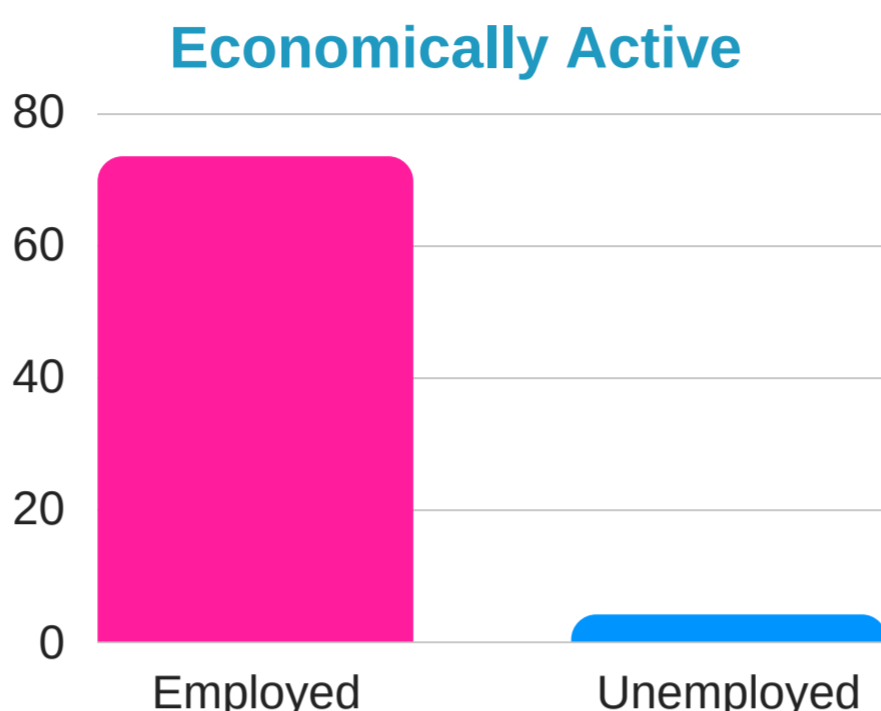


National Careers Service
Helping you take the next step

Manchester, Staffordshire, Cheshire and Warrington

Employment

74.4% of people in this area are employed. **Lower** than the UK average of **75.7%**.



Unemployment

4% of people in this area are unemployed. **Lower** than the UK average of **4.2%**.



The average income is **£29,977** a year

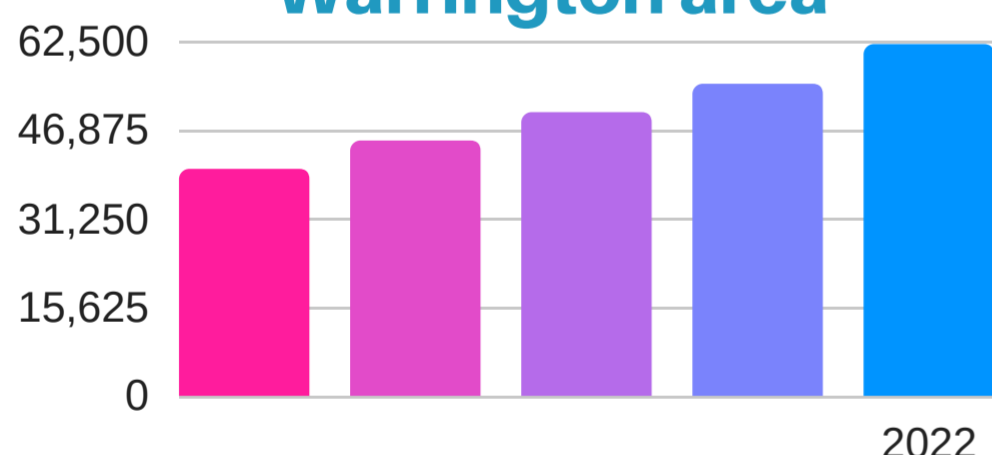


On average people in this area work **31.6** hours a week



Out of 12 regional areas, this area is the **5th** most productive

Growth in the Manchester, Staffordshire, Cheshire and Warrington area



+62,000 jobs by 2022 in this area

Sectors set to grow

- Education
- Construction
- Business and Media
- Health and Social Care

Where are the most jobs now?



Wholesale and Retail



Manufacturing



Health and Social Care

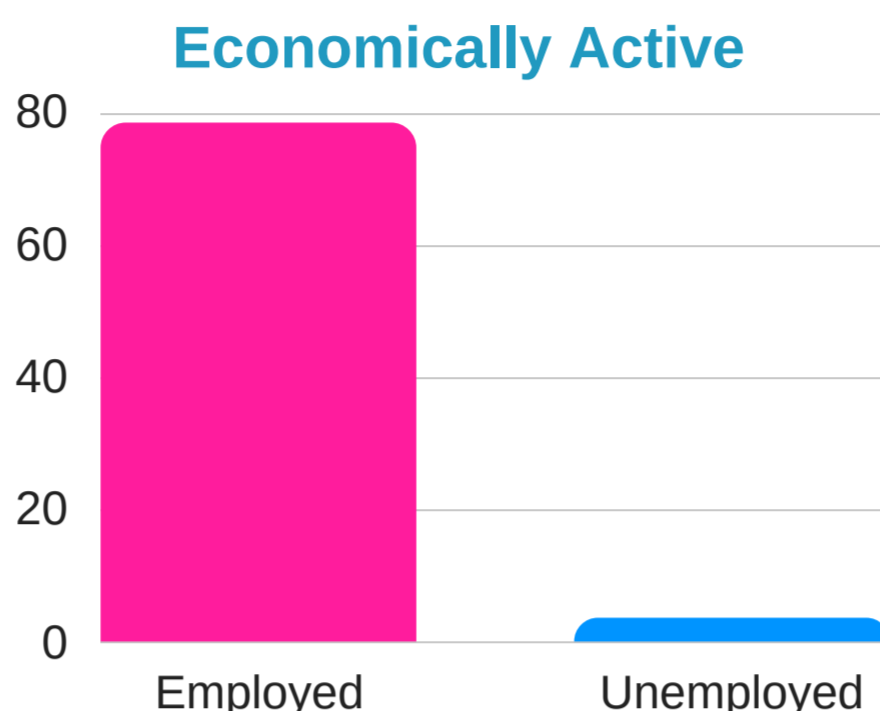


Education

East of England

Employment

78.7% of people in the East of England are employed. **Higher** than the UK average of **75.7%**.



Unemployment

3.5% of people in the East of England are unemployed. **Lower** than the UK average of **4.2%**.



The average income is **£28,366** a year

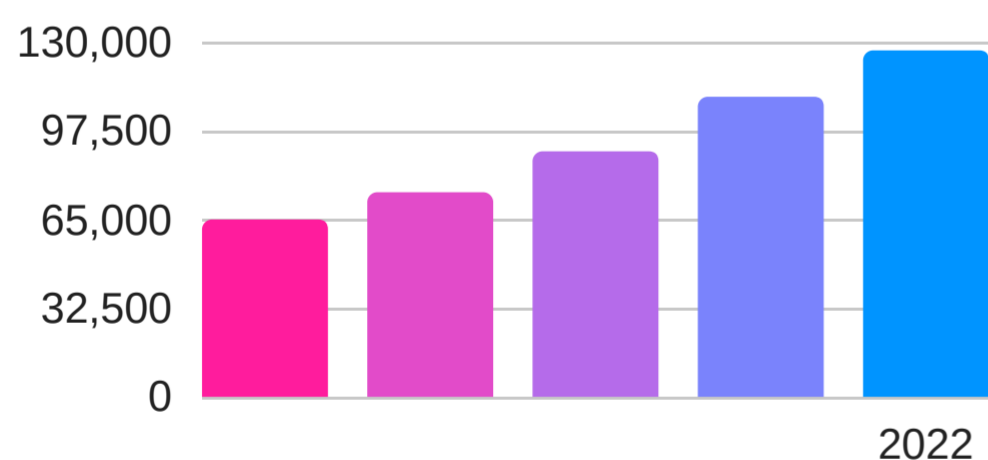


On average people in the East of England work **32.4** hours a week



Out of 12 regional areas the East of England is the **4th** most productive

Growth in the East of England



+127,000 jobs by 2022 in the East of England

Sectors set to grow STEM

Management
Business and Media
Health and Social Care

Where are the most jobs now?



Wholesale and
Retail



Administration



Health and
Social Care

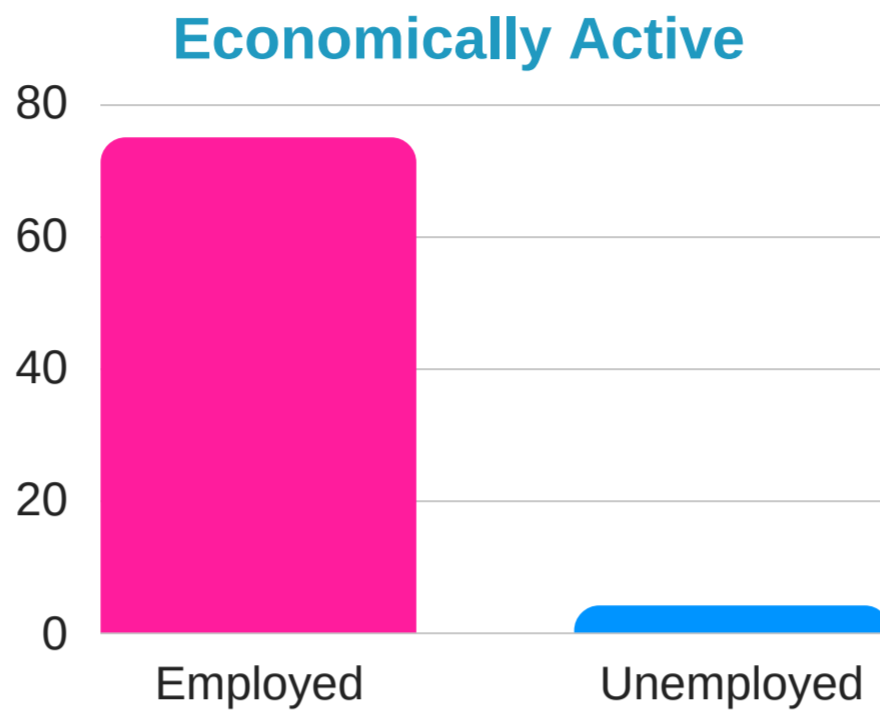


Education

East Midlands

Employment

75% of people in the East Midlands are employed.
Lower than the UK average of **75.7%**.



Unemployment

4.2% of people in the East Midlands are unemployed.
The **Same** as the UK average of **4.2%**.



The average income is **£25,968** a year

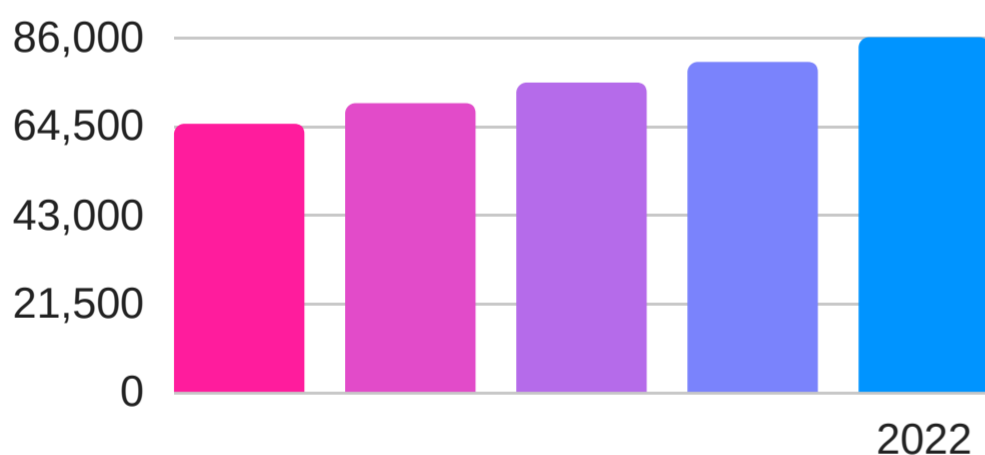


On average people in the East Midlands work **31.7 hours** a week



Out of 12 regional areas the East Midlands is the **9th** most productive

Growth in the East Midlands



+86,000 jobs by 2022 in the East Midlands

Sectors set to grow

- Customer Services
- Information Technology
- Health Professionals
- Business and Media

Where are the most jobs now?



Wholesale and Retail



Manufacturing



Health and Social Care



Administration

South West

Employment

79.2% of people in the South West are employed.
Higher than the UK average of **75.7%**.



Unemployment

3.2% of people in the South West are unemployed. **Lower** than the UK average of **4.2%**.



The average income is **£31,575** a year

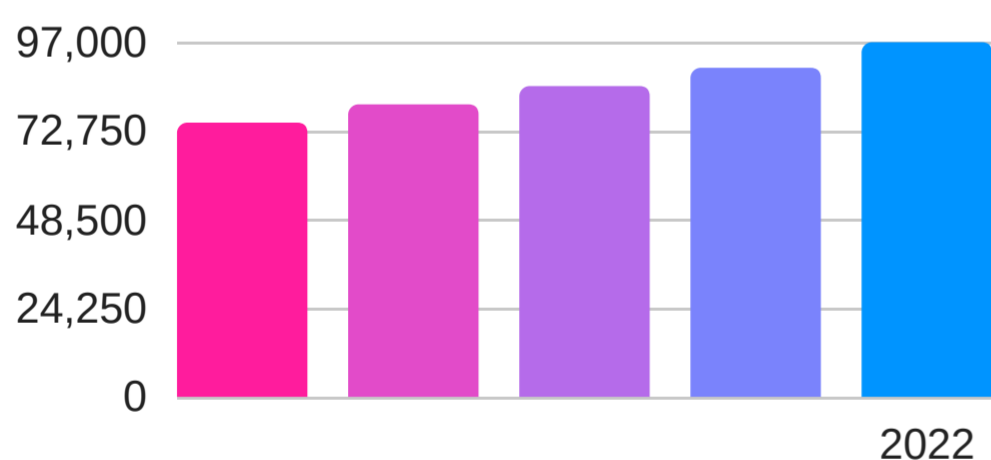


On average people in the South West work **31** hours a week



Out of 12 regional areas the South West is the **6th** most productive

Growth in the South West



+97,000 jobs by 2022 in the South West

Sectors set to grow

- STEM**
- Construction**
- Health and Care**
- Customer Services**

Where are the most jobs now?



Wholesale and Retail



Manufacturing



Health and Social Care

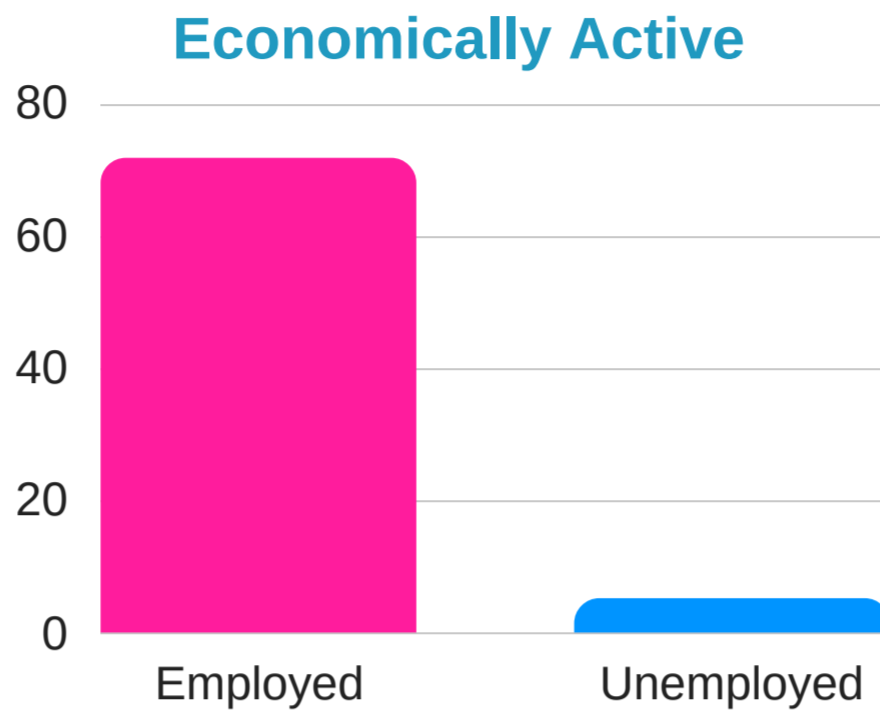


Education

North East

Employment

71.6% of people in the North East are employed.
Lower than the UK average of **75.7%**.



Unemployment

4.8% of people in the North East are unemployed.
Higher than the UK average of **4.2%**.



The average income is **£28,402** a year

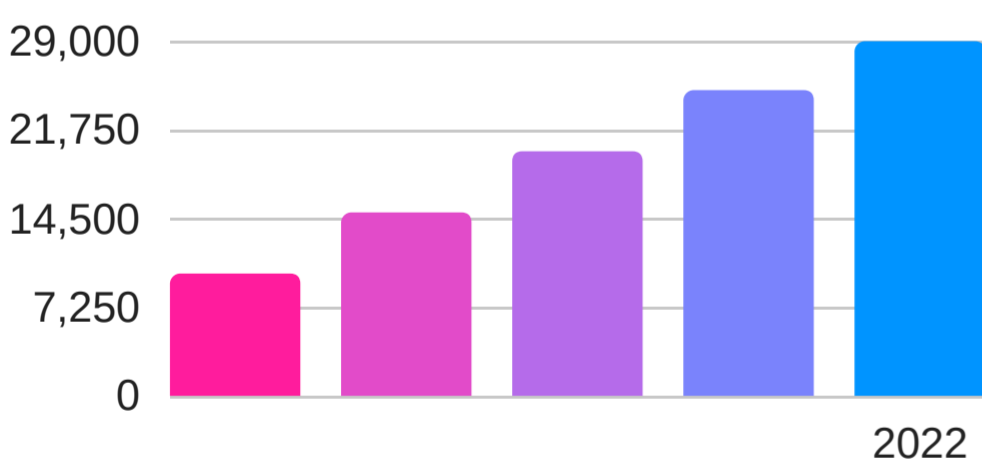


On average people in the North East work **31.2** hours a week



Out of 12 regional areas the North East is the **7th** most productive

Growth in the North East



+29000 jobs by 2022 in the North East

Sectors set to grow

- Construction
- Customer Services
- Health and Social Work
- Business & Public Services

Where are the most jobs now?



Wholesale and Retail



Manufacturing



Health and Social Care

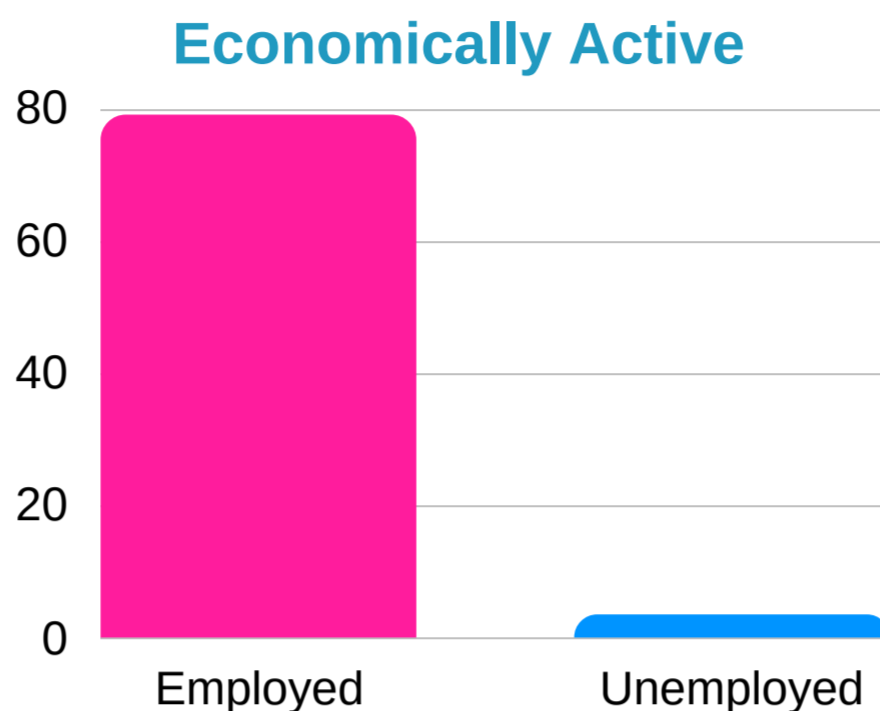


Education

South Central

Employment

78.7% of people in the South Central area are employed. **Higher** than the UK average of **75.7%**.



Unemployment

3.5% of people in the South Central area are unemployed. **Lower** than the UK average of **4.2%**.



The average income is **£31,640** a year

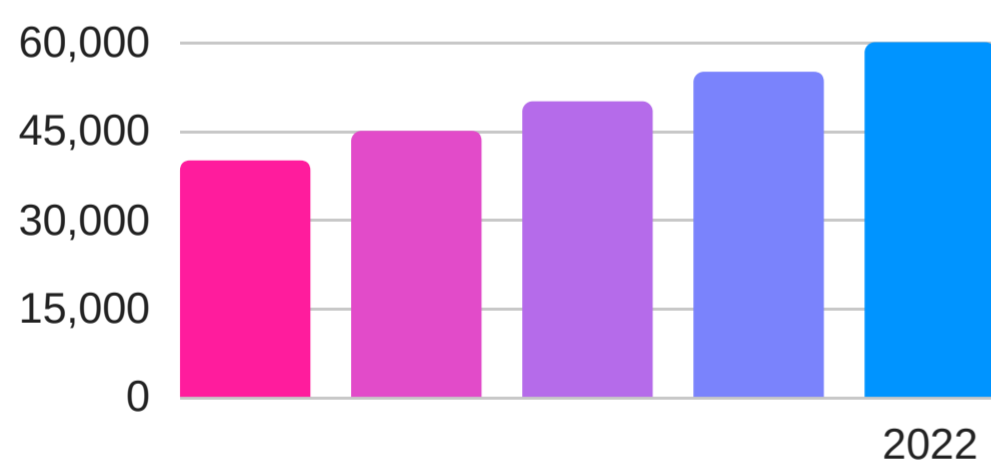


On average people in the South Central area work **31.6** hours a week



Out of 12 regional areas the South Central area is the **2nd** most productive

Growth in the South Central area



+60,000 jobs by 2022 in the South Central area

Sectors set to grow

Legal Services
Support Services
Professional Services
Information Technology

Where are the most jobs now?



Wholesale and Retail



Administration



Health and Social Care

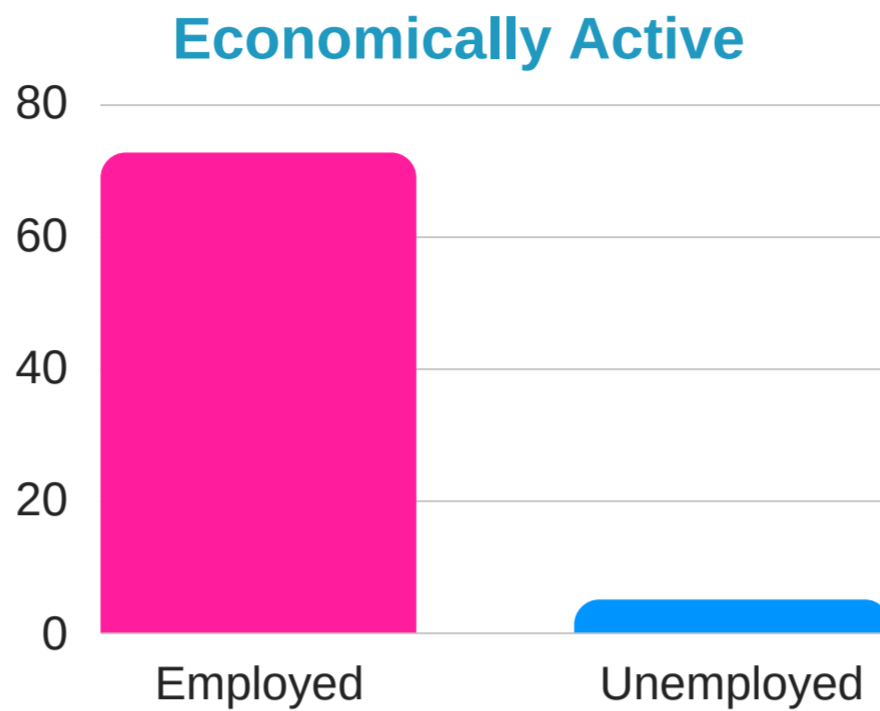


Education

West Midlands

Employment

74.6% of people in the West Midlands are employed.
Lower than the UK average of **75.7%**.



Unemployment

4.8% of people in the West Midlands are unemployed.
Higher than the UK average of **4.2%**.



The average income is **£30,691** a year

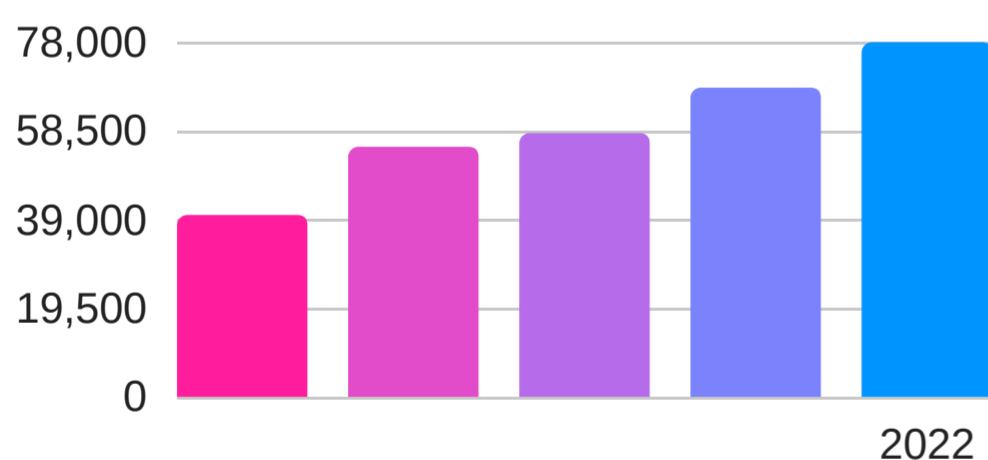


On average people in the West Midlands work **31.6** hours a week



Out of 12 regional areas the West Midlands is the **8th** most productive

Growth in the West Midlands



+78,000 jobs by 2022 in the West Midlands

Sectors set to grow

- STEM**
- Management & Media**
- Health and Social Care**
- Business & Public Services**

Where are the most jobs now?



Wholesale and Retail



Administration



Health and Social Care



Manufacturing

Liverpool, Cumbria and Lancashire

Employment

74.4% of people in this region are employed.
Lower than the UK average of **75.7%**.



Unemployment

4% of people in this region are unemployed.
Lower than the UK average of **4.2%**.



The average income is **£29,977** a year

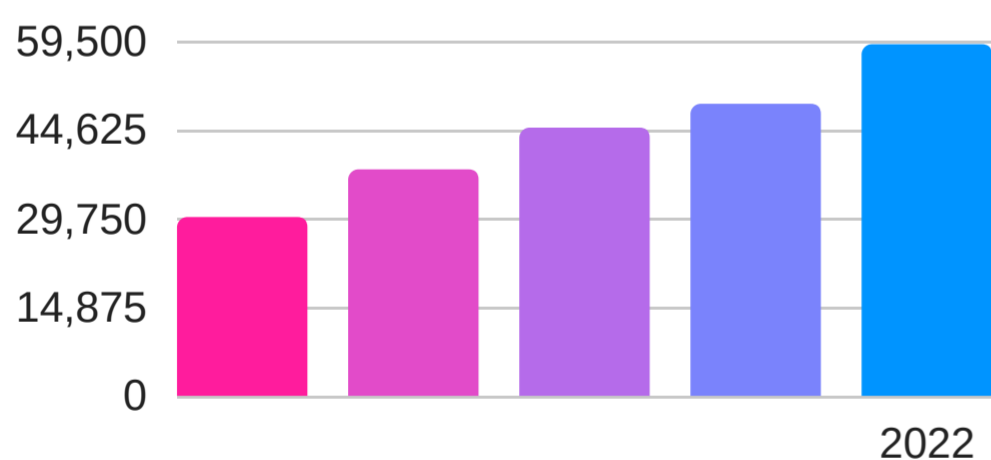


On average people in the Liverpool, Cumbria and Lancashire work **31.5** hours a week



Out of 12 regional areas Liverpool, Cumbria and Lancashire is the **5th** most productive

Growth in Liverpool, Cumbria and Lancashire



+59,000 jobs by 2022 in Liverpool, Cumbria and Lancashire

Sectors set to grow

Construction

- Wholesale and Retail
- Information Technology
- Health and Social Work

Where are the most jobs now?



Wholesale and Retail



Health and Social Care



Manufacturing



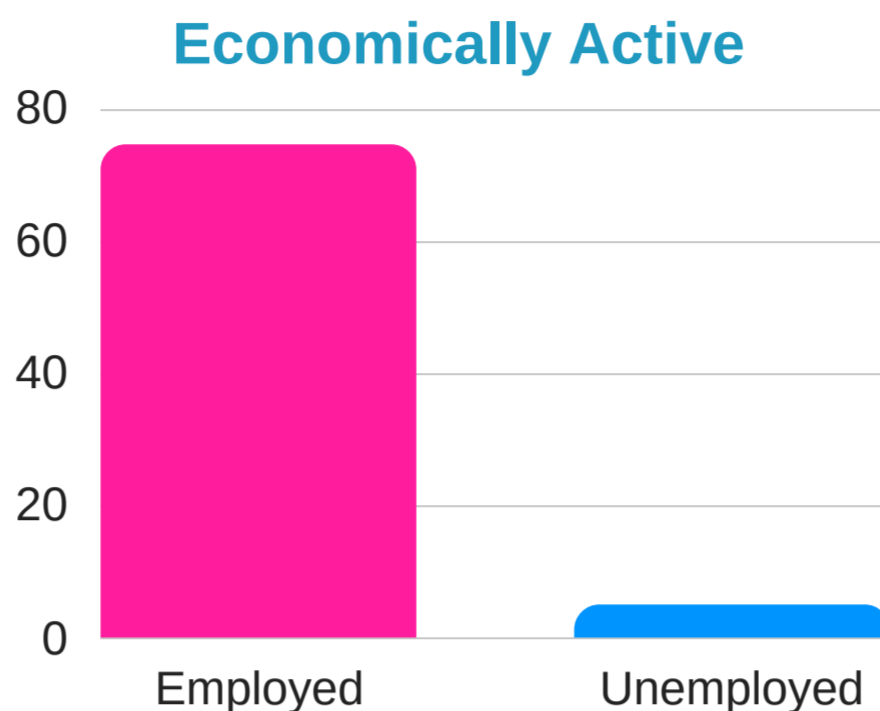
Education

**LMI obtained from the Office for National Statistics and Gov.uk. Last updated July 2018*

London

Employment

74.4% of people in London are employed.
Lower than the UK average of **75.7%**.



Unemployment

5.1% of people in London are unemployed.
Higher than the UK average of **4.2%**.



The average income is **£34,039** a year

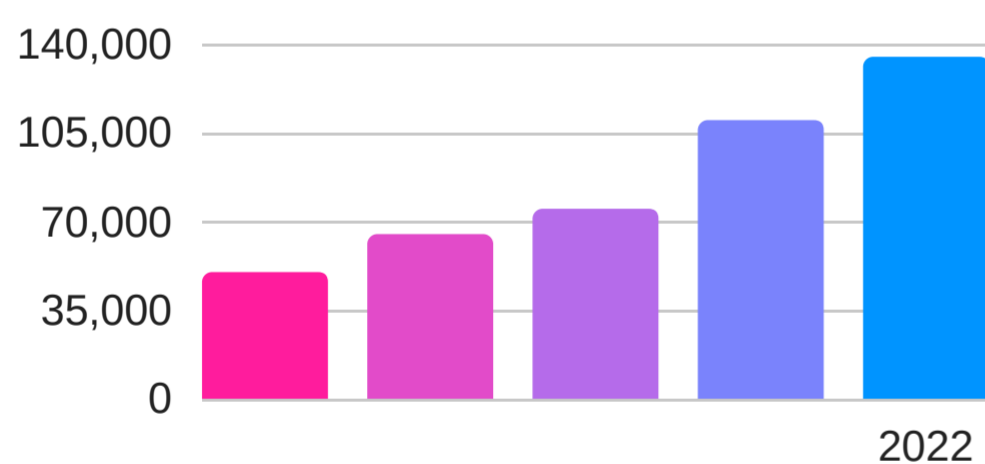


On average people in London work **33.2** hours a week



Out of 12 regional areas London is the **most** productive

Growth in London



+135,000 jobs by 2022 in London

Sectors set to grow

STEM
Skilled Construction
Health and Social Work
Corporate Management

Where are the most jobs now?



Wholesale and Retail



Administration



Information Technology

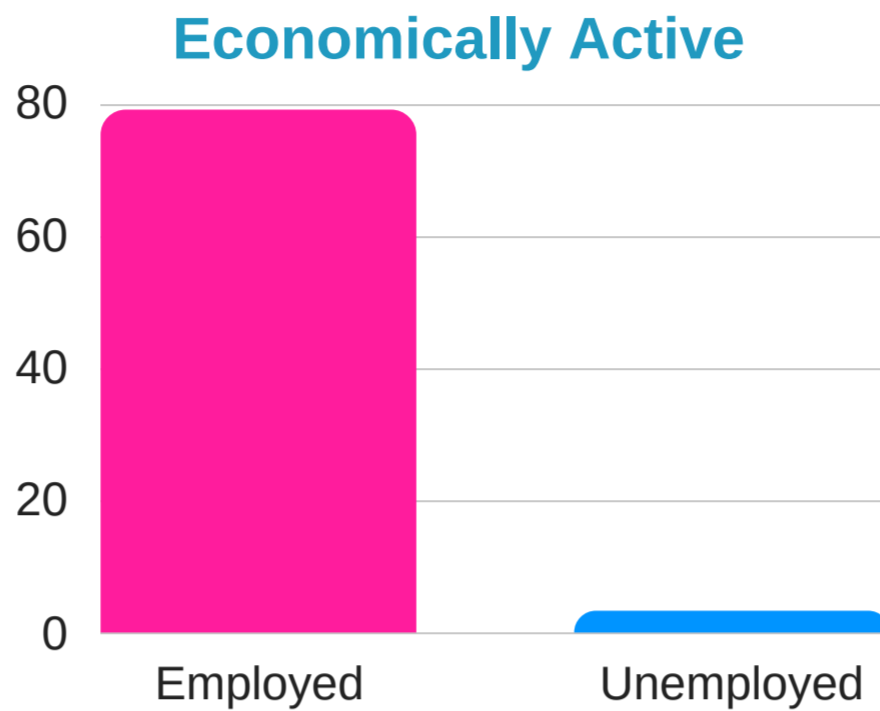


Health and Social Care

South East

Employment

78.7% of people in the South East are employed.
Higher than the UK average of **75.7%**.



Unemployment

3.5% of people in the South East are unemployed.
Lower than the UK average of **4.2%**.



The average income is **£31,604** a year

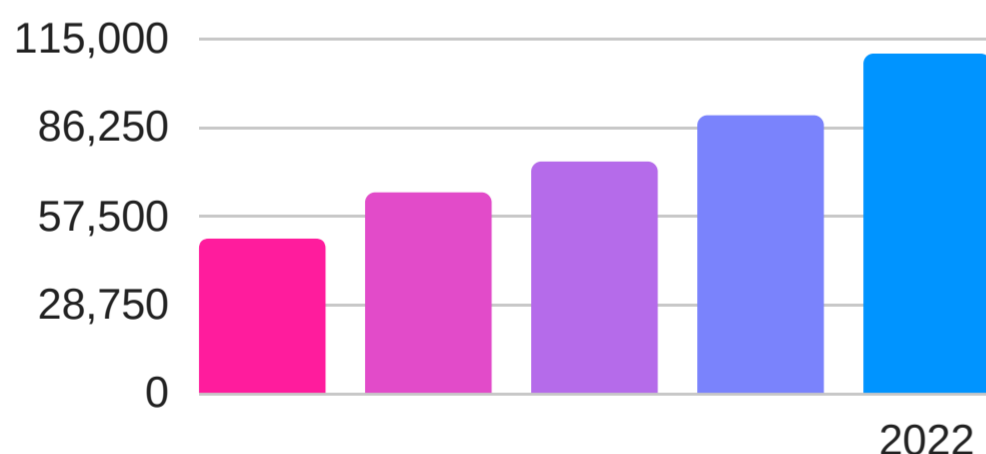


On average people in the South East work **31.6** hours a week



Out of 12 regional areas the South East is the **2nd** most productive

Growth in the South East



+111,000 jobs by 2022 in the South East

Sectors set to grow

STEM

Customer Service
Business & Public Services
Corporate Management

Where are the most jobs now?



Wholesale and Retail



Health and Social Care



Administration

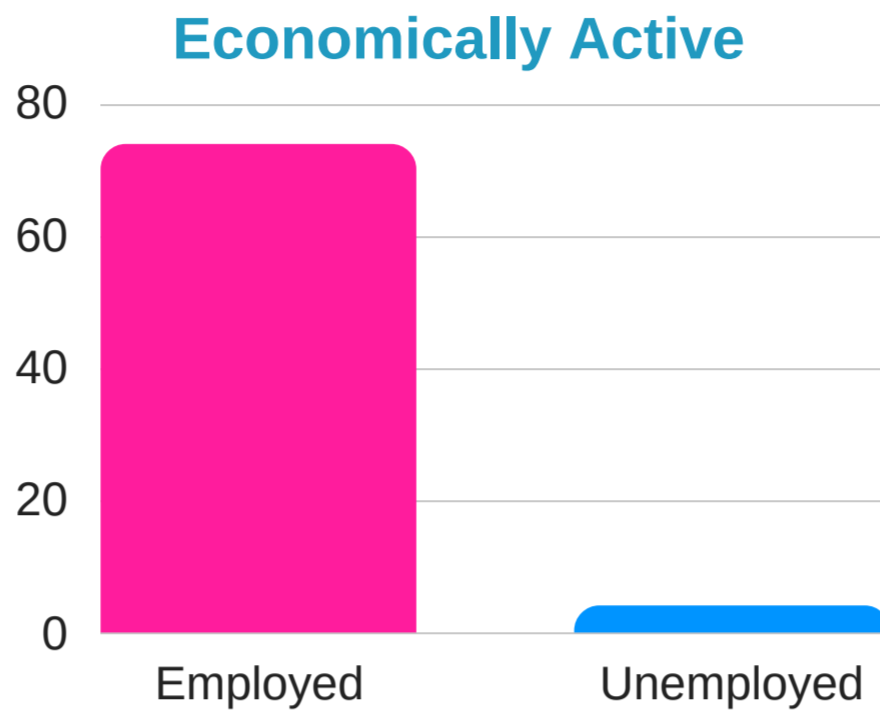


Education

Thames Valley

Employment

79.2% of people in the Thames Valley region are employed. **Higher** than the UK average of **75.7%**.



Unemployment

3.2% of people in the Thames Valley are unemployed. **Lower** than the UK average of **4.2%**.



The average income is **£31,447** a year

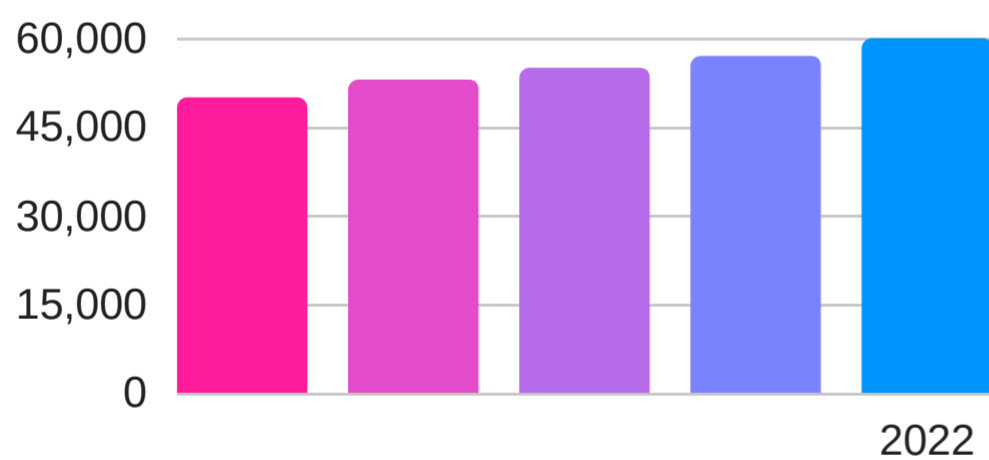


On average people in the Thames Valley region work **31.8** hours a week



Out of 12 regional areas the Thames Valley region is the **2nd** most productive

Growth in the Thames Valley region



+60,000 jobs by 2022 in the Thames Valley region

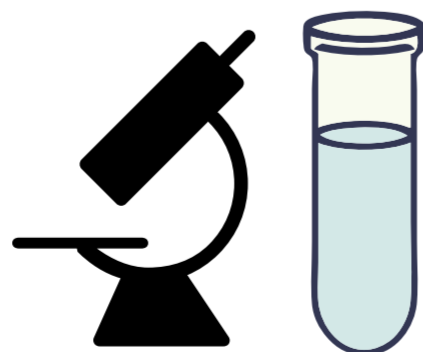
Sectors set to grow

- Construction
- Digital Technology
- Professional Services
- Health and Social Care

Where are the most jobs now?



Information Technology



Science and Technology



Health and Social Care

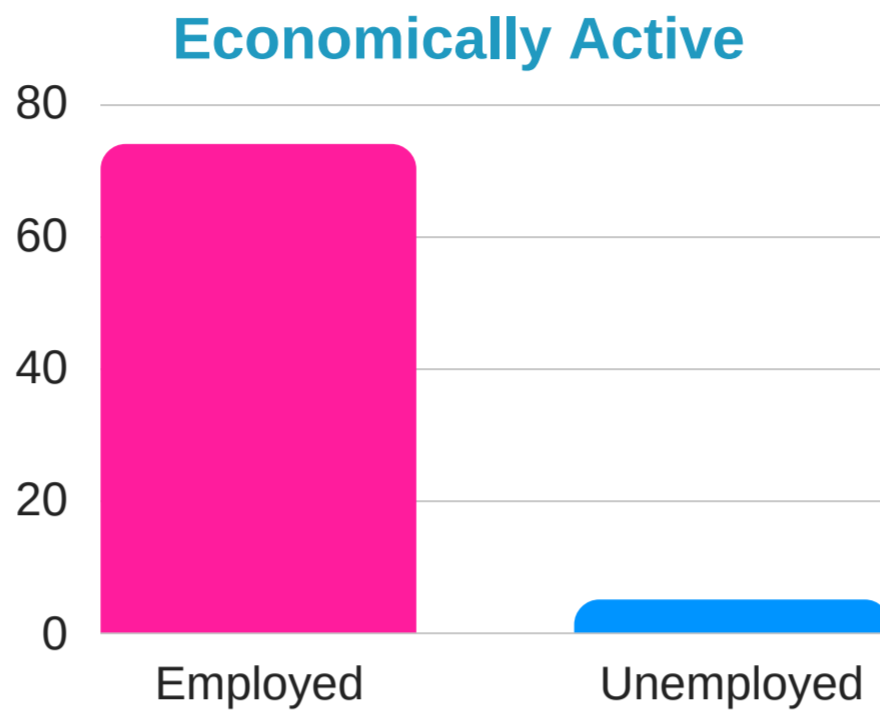


Education

Yorkshire and Humber

Employment

73.9% of people in Yorkshire and Humber are employed. **Lower** than the UK average of **75.7%**.



Unemployment

4.5% of people in Yorkshire and Humber are unemployed. **Higher** than the UK average of **4.2%**.



The average income is **£26,119** a year

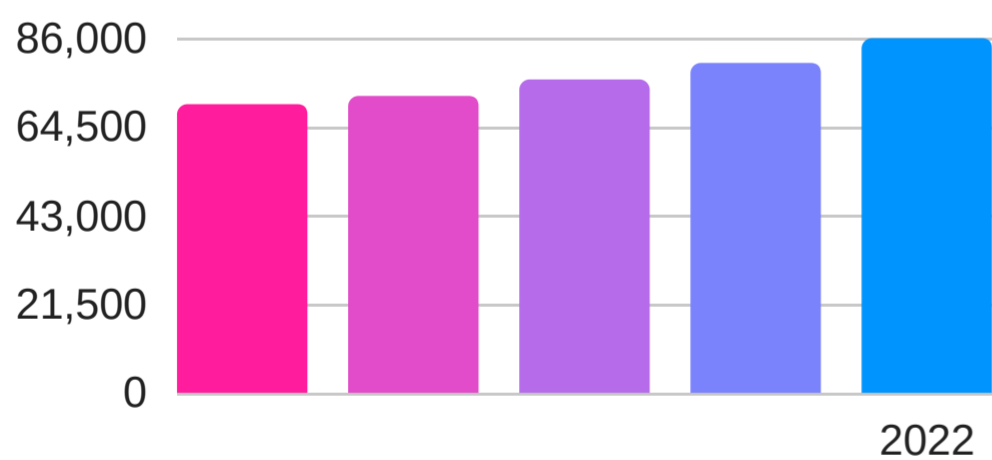


On average people in Yorkshire and Humber work **31.3** hours a week



Out of 12 regional areas Yorkshire and Humber is the **10th** most productive

Growth in Yorkshire and Humber



+86,000 jobs by 2022 in Yorkshire and Humber

Sectors set to grow

STEM
Skilled Construction
Business & Public Services
Health and Social Work

Where are the most jobs now?



Wholesale and Retail



Manufacturing



Education



Health and Social Care