

Stoke Newington School  
& Sixth Form

# MATHS



**All together:** Always learning   Understanding each other  
Achieving excellence   Enjoying creativity   Committing fully

# Maths Exam dates

Non calculator paper – Thursday 26<sup>th</sup> May am (Thursday before half term)

Calculator paper – Thursday 9<sup>th</sup> June am (Thursday after half term)

Scheduled revision sessions prior to each exam and during half term

**All together:** Always learning   Understanding each other  
Achieving excellence   Enjoying creativity   Committing fully

# Year 11 Maths PPE

## Calculator paper


### Moderation Day Friday 22<sup>nd</sup> April

- On moderation day Friday 22/04/16 Year 11 will sit a Calculator paper PPE.
- Students should arrive at school at 8.55am for a revision session with their class teacher.
- The exam will start at 11.15am.
- This will be a **calculator** paper so students will be expected to come equipped with pens, pencils, a ruler and a **calculator**

**All together:** Always learning   Understanding each other  
Achieving excellence   Enjoying creativity   Committing fully

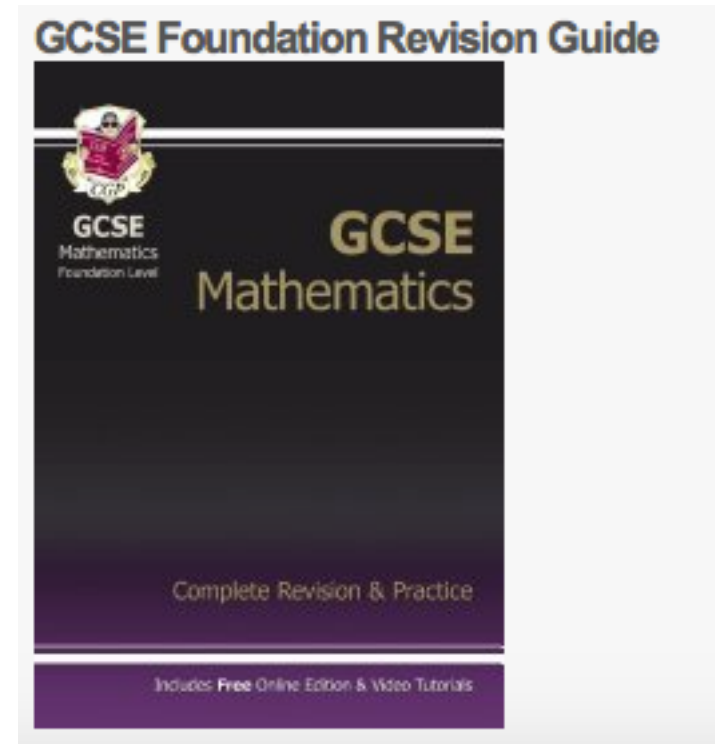
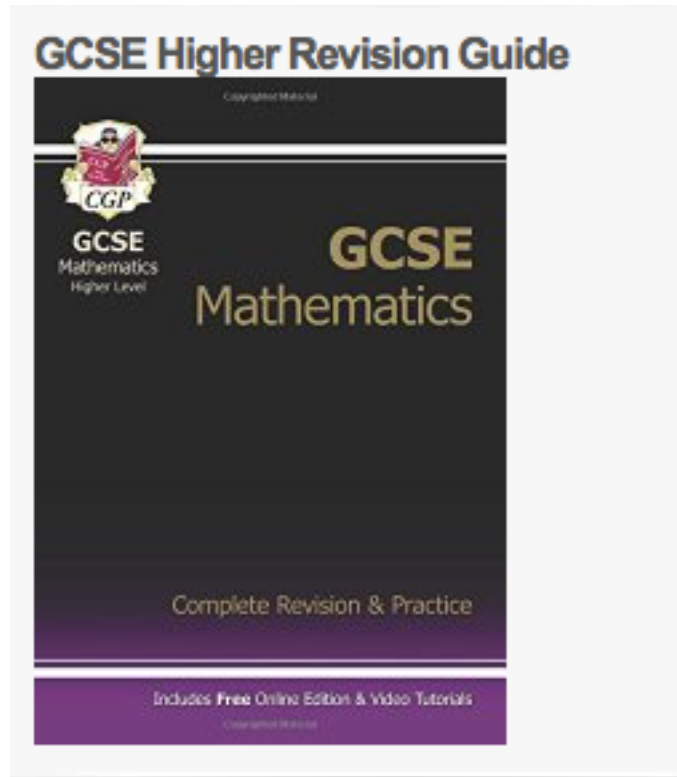
Students must have a calculator and be bringing this to school everyday...

And must bring one in for the PPE this Friday.



**All together:** Always learning Understanding each other  
Achieving excellence Enjoying creativity Committing fully

All students have been given a free revision guide



**All together:** Always learning Understanding each other  
Achieving excellence Enjoying creativity Committing fully

# Useful revision websites

## 'Hegarty Maths'

The screenshot shows the Hegarty Maths website interface. At the top, there is a navigation bar with tabs for 'A-Level', 'GCSE', and 'KS3', along with 'Blog' and 'About'. A user profile 'Melissa' is visible. Below the navigation, the 'GCSE' section is highlighted. A central banner features a grid of 12 colorful buttons representing different years from Year 1 to Year 12, each with a mathematical symbol. Below this, there are two columns of resource boxes for 'Edexcel' and 'AQA'. The Edexcel column includes links for 'Higher', 'Foundation', 'Secure Grade C or B in Higher', 'Past Paper Questions (Higher)', and 'Past Paper Questions (Foundation)'. The AQA column includes links for 'Higher', 'Foundation', and 'Past Paper Questions'.

## 'Corbett Maths'

The screenshot shows the Corbett Maths website interface. At the top, there is a navigation bar with tabs for 'Welcome', 'Videos and Worksheets', '5-a-day', 'Conundrums', 'Revision', 'About', and 'Blog'. A search bar is located on the right. Below the navigation, the 'Welcome' section is highlighted. The central area features a large, colorful list of resources: '5-a-day', 'Videos', 'Worksheets', 'Practice Papers', and 'Practice Questions'. On the right side, there is a sidebar with a 'RSS feed' icon, a 'Calculator' section featuring a Casio calculator image, and a 'GCSE Higher Revision Guide' section featuring a book cover.

**All together:** Always learning Understanding each other  
Achieving excellence Enjoying creativity Committing fully

## Useful tips to best succeed in the exams

1. Use a “little and often” approach.
2. Revise strategically – use completed past papers to focus revision on problem topics.
3. Work on past papers and consider timing yourself to make sure you are working at a good pace.
4. Taking full advantage of all revision sessions
5. Create ‘flash cards’ to help memorise formulae etc.

The Maths department are here to offer all their support!

**Best of luck!!**

**All together:** Always learning   Understanding each other  
Achieving excellence   Enjoying creativity   Committing fully